

Trash Rack or Stop Log System
Quote Request Form



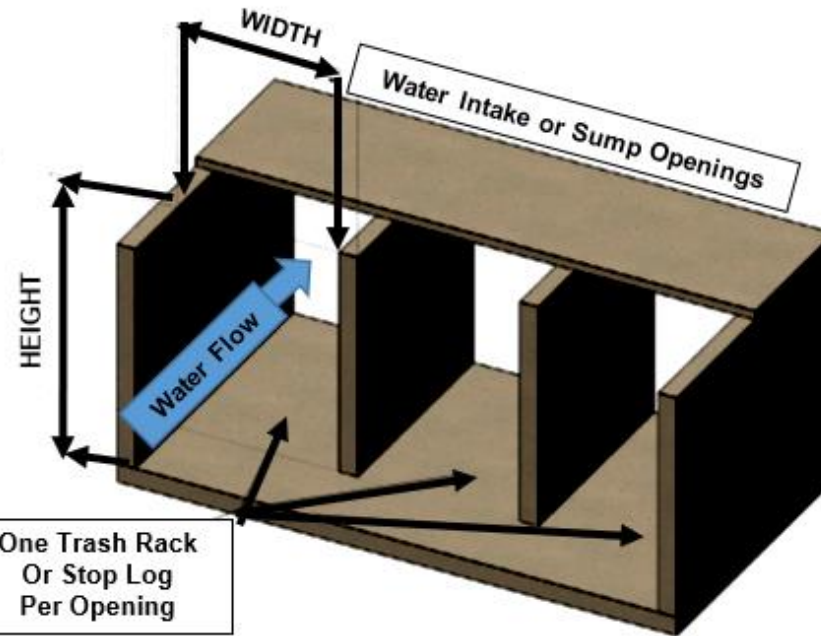
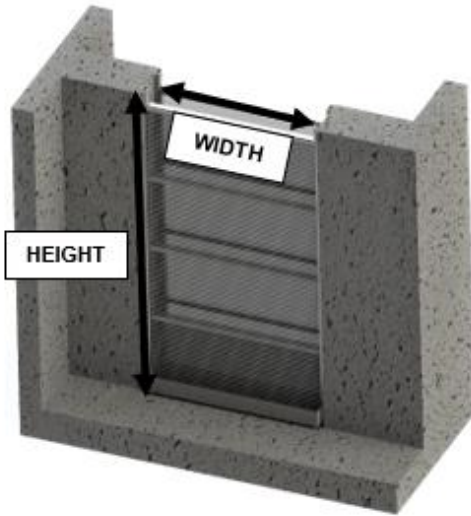
We will provide a Trash Rack or Stop Log system proposal based on the information provided on this form. Please fill out the form as completely and as accurately as possible. If available, please provide construction drawings and/or photographs of the water intake structure and the existing equipment. In addition, provide information on any special requirements/conditions for the project.

| | | | |
|---|--|--|--|
| Company Requesting Quote: | | Fabrication Material: (Galvanized, T304, T3616) | |
| Contact Name: | | Water Flow Rate in GPM: (Per Screen) | |
| Project Name/Location: | | Water Intake (sump) Height: (see picture below) | |
| Type of Water Screen System | <input type="checkbox"/> Trash Rack <input type="checkbox"/> Stop Log | Water Intake (sump) Width: (see picture below) | |
| Project Type: | <input type="checkbox"/> Replacement <input type="checkbox"/> New Construction | Height & Width of Requested Screens | |
| Application Type: | <input type="checkbox"/> Cooling Tower Basin <input type="checkbox"/> Natural Water (lake, river, etc.) | If Guide Channels for Screens: (see picture below) | <input type="checkbox"/> Embedded <input type="checkbox"/> Bolted |
| # Water Intakes/Sumps (see picture below): | | Include New Guide Channels in Quote | <input type="checkbox"/> Yes <input type="checkbox"/> No |
| If Trash Rack - How is equipment to be Installation: | <input type="checkbox"/> Guides <input type="checkbox"/> Anchored/Fixed in Place | Installation Angle of Current Screens | <input type="checkbox"/> 90° <input type="checkbox"/> Other <input type="text"/> |
| If Trash Rack – If known, what is Bar Spacing & Depth: | | Are construction drawings being provided with quote request | <input type="checkbox"/> Yes <input type="checkbox"/> No |
| If Stop Log – If known, How Many Sections for Each Unit | <input type="checkbox"/> One <input type="checkbox"/> Multiple <input type="text"/> | Are photos being provided with quote request | <input type="checkbox"/> Yes <input type="checkbox"/> No |

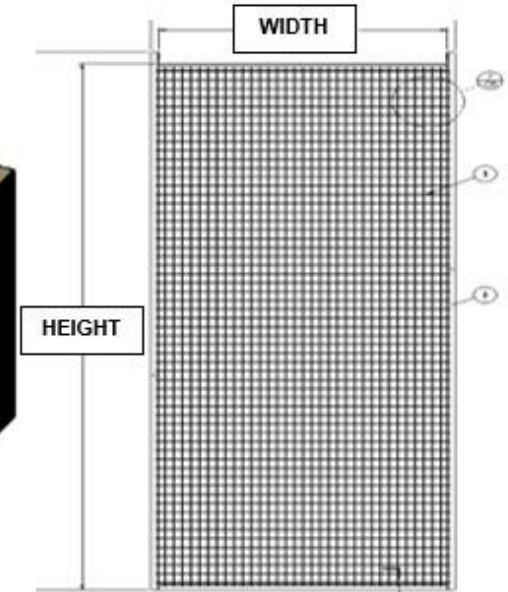
If there are Special Requirements - Enter notes here

Information Required for Trash Rack and Stop Log System Proposal

Intake/Sump Dimensions



Screen Dimensions



Guide Channel Types



Bolted to Sump Wall



Embedded in Concrete

Trash Rack Bar Spacing Detail

